



StormSafe Fact Sheet

Severe Weather Warnings

Fast Facts

- ⚠ Storms can happen anywhere and at any time of the year. It is important to be prepared now!
- ⚠ Storms are the most costly natural disaster to affect NSW, causing an estimated \$217 million dollars in damage per annum (Bureau of Transport Economics, 2009)
- ⚠ The NSW SES received 21,864 storm related requests for assistance between 1 July 2010 and 30 June 2011

About Severe Weather Warnings

- Severe Weather Warnings are issued by the Bureau of Meteorology
- These warnings are provided when severe weather is expected and likely to cause potential damage or loss
- Severe Weather Warnings are issued to alert the community so that people can prepare for these events
- Warnings are broadcast 6-24 hours before severe weather is expected. The warnings will usually be broadcast every 6 hours. In more serious circumstances, warnings will be more frequent

Severe Weather Signs

- Intense low pressure systems
- Thunderstorms
- Lightning and hail
- Strong to damaging winds
- Flash flooding
- Damaging surf

Keep listening to the radio when a Severe Weather Warning is issued for information, updates and advice

FOR EMERGENCY HELP IN FLOOD, STORM AND TSUNAMI CALL

132 500



For more info: stormsafe.com.au



#NSWSES



/NSWSES



/NSWSES

Principal Partner



You can make a difference

The NSW SES has reimagined volunteering, with new ways for community members to become involved. Community Action Teams are designed to be flexible so that volunteering can easily fit into your busy lifestyle.

As a Community Action Team volunteer you will start an exciting new journey, challenge yourself and use your skills to help your local community. In return for volunteering your time, you will receive training, learn new skills and make friends with other volunteers from your community. You will also gain a great sense of satisfaction from helping others during times of need.

Your volunteer experience with the NSW SES will give you a new perspective and appreciation for your community.

Start a Community Action Team today!




Is becoming a Community Action Team volunteer for me?

The NSW SES is made up of individuals from a diverse range of ages, backgrounds and abilities. Any person aged 16 years or older can apply to volunteer with the NSW SES (parent or guardian consent is required for under 18 year olds).

A basic level of training is provided to Community Action Team volunteers, depending on the requirements of the role and community needs. You will be provided with the training, support and guidance required to have a great volunteer experience.

Community Action Teams are located in areas across NSW. Visit the NSW SES website to learn more.



OUR MISSION:
NSW SES saving lives and protecting communities

OUR VISION:
To be the best volunteer emergency service in Australia

APPLY NOW AND MAKE A DIFFERENCE
Visit www.ses.nsw.gov.au to learn more and join us today.



Principal Partner



FOR MORE INFORMATION ON VOLUNTEERING
Visit www.ses.nsw.gov.au or Call 1800 201 000



A STRONGER COMMUNITY STARTS WITH YOU

COMMUNITY ACTION TEAM VOLUNTEERING



#VOLUNTEEREXPERIENCE

A stronger community starts with you

Community Action Team volunteers support local communities at risk of flood, storm or tsunami. Community Action Team volunteers use their existing skills and experience combined with training from the NSW State Emergency Service (NSW SES) to help prepare their community and keep people safe during severe weather events.

These dynamic teams provide a variety of roles depending on the requirements of the local community. They may be involved in protecting properties from flooding, using community networks to share key information, undertaking damage assessments, and supporting other residents following a major weather event.

Get to know your local risks, and discuss with your friends and family how you can assist the NSW SES in protecting your community.



Case Study

The small village of Uranquinty near Wagga Wagga, can become isolated during periods of flooding. The locals have always come together during these times to help each other out. The Uranquinty Community Action Team was established by local residents to provide pre-disaster communications and to coordinate the emergency response for the community before, during and after the event.

What can Community Action Team Volunteers do?

As a Community Action Team volunteer you are supporting your community to become better prepared for future severe weather events. Your role in the team could include:

- Sharing public safety information with local residents
- Reading flood gauges
- Clearing storm debris
- Engaging with the community following a severe weather event
- Assisting residents prepare for floods, moving furniture and personal items, protecting properties with sandbags



Being part of the Uranquinty Community Action Team is a very rewarding experience. We get to connect with the community and work with like-minded people. We all share a common goal of preparing our community and keeping it safe and resilient during storms and floods.



Deb Bewick
Community Action Team Volunteer
Scan the QR code and watch Deb's story

Saving lives, protecting communities

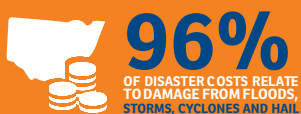
NSW SES volunteers work with communities across the state to build resilience to flood, storm and tsunami. As the NSW SES prepares for more frequent and intense severe weather events, we are mobilising community members to join the team and contribute to our mission of saving lives and protecting communities.

Getting started

There's never been a better time to volunteer with the NSW SES.



Your first step to volunteering with the NSW SES is to visit our website at www.ses.nsw.gov.au and apply to join a Community Action Team.



Useful Apps and Links from the SES

Australian Warning System

<https://www.australianwarningsystem.com.au/>

<https://knowledge.aidr.org.au/resources/australian-warning-system/>

<https://www.ses.nsw.gov.au/about-us/our-warnings/>

<https://www.rfs.nsw.gov.au/plan-and-prepare/alert-levels>

Smart Device Apps

Download and install from Apple Store or Google Play


Emergency Plus



Bureau of Meteorology



Hazards Near Me NSW



Web Pages

Tweed Shire Council Emergency Dashboard

<https://emergency.tweed.nsw.gov.au/home>

HazardWatch

<https://www.hazardwatch.gov.au/>

Register.Find.Reunite

<https://www.redcross.org.au/emergencies/about-register-find-reunite/>

NSW SES

<https://www.ses.nsw.gov.au/>

NSW RFS

<https://www.rfs.nsw.gov.au/>

CAT TEAMS

Community Action Team volunteers support local communities at risk of flood, storm or tsunami. Community Action Team volunteers use their existing skills and experience combined with training from the NSW State Emergency Service (NSW SES) to help prepare their community and keep people safe during severe weather events.

To find out more about joining a CAT team with the SES, go to www.ses.nsw.gov.au

When to call the NSW SES



132 500

For emergency help in flood, storm and tsunami



IN LIFE-THREATENING EMERGENCIES CALL TRIPLE ZERO (000)

Due to flood or storm is
anyone trapped or injured?

YES

Call **Triple Zero (000)**.

NO

Has a fallen tree blocked access? (i.e. front door/driveway/road)

OR

Is a tree threatening to fall on your property or driveway?

OR

Is your property flooded or in danger of flooding?

OR

Is your roof damaged or leaking?

OR

Is there damage to your property that you cannot fix yourself?

NO

Contact your insurance company or a private contractor to assess and complete the job, or repair it yourself if safe to do so.

YES

Call the NSW SES on 132 500

Your request for assistance will be logged by our operations centre who will give you a reference number. Your request will then be forwarded onto the nearest SES unit for action.

NSW SES Volunteers undertake temporary emergency measures to make your home and the situation safe. It is important that you contact either your insurance company or a private contractor to make permanent repairs to damage resulting from a flood or storm or to remove any remaining debris.

When to call the NSW SES



132 500

For emergency help in flood, storm and tsunami



IN LIFE-THREATENING EMERGENCIES CALL TRIPLE ZERO (000)

The **NSW SES** experiences many calls during floods and storms.

Assisting people in our communities who are overwhelmed by damage and impacts of natural disasters as quickly as possible is important to all **NSW SES** volunteers.

What to do after logging a call with us:

- Make sure you keep your phone close by so we can easily contact you about your request for assistance.
- Stay away from any fallen trees and/or power lines that may have been brought down in the storm.
- Follow any safety recommendations you are given by the **NSW SES**.
- **NSW SES** attends to request for assistance in a priority based order. A life threatening emergency will always be given immediate priority.
- If you no longer require emergency assistance, call us on **132 500** quoting your reference number to cancel the request. This helps free up our emergency crews if you no longer need us.

For great tips on how you can Get Ready this Storm Season, or to find out more information about the NSW SES, head to our website at www.ses.nsw.gov.au

Pets and animals



Some evacuation centres will not allow animals. Make plans for where you will go and how you will care for your pets now, well before there is any sign of flooding.

Do not leave your pets behind. Put them on leads or in pet carriers. Dogs should wear a fixed collar with an identification tag. Animal carriers should be labelled with the owners details. Take feed and water with you as well as any medications for your pets.

Stay informed

NSW SES can give you information on what you can do to reduce the impacts of flooding on your family and your property. This brochure and general information on preparing for floods and storms can be found on the NSW SES website www.floodsafe.com.au

The NSW Department of Primary Industries can also provide information for rural producers affected by severe floods. The NSW Department of Primary Industries website at www.dpi.nsw.gov.au has a range of articles relating to the effects on flooding on rural producers.

Your local council may be able to provide you with specific information on how flooding affects your property.

How the NSW SES can help you



The NSW SES is responsible for responding to floods. This includes planning for floods and educating people about how to protect themselves and their property.

During floods the NSW SES will provide flood information, safety advice and arrange for the delivery of essential supplies to people isolated by floodwater. Where appropriate, the NSW SES will conduct evacuations and undertake flood rescue, including the rescue of livestock.

How the NSW Department of Primary Industries can help you

Under the Agricultural Services Functional Area Supporting Plan, the NSW Department of Primary Industries is responsible for coordinating animal relief services for livestock, wildlife and companion animals.

The NSW Department of Primary Industries is responsible for agriculture and animals in floods. Local agricultural coordinators in each area are responsible for planning, implementing and coordinating relief programs.



Principal Partner



FOR EMERGENCY HELP IN FLOOD,
STORM AND TSUNAMI CALL

132 500

In life-threatening emergencies call 000 (triple zero)

For more information call the NSW SES
on **1800 201 000**

or visit: www.floodsafe.com.au



#NSWSES



/NSWSES



/NSWSES



Rural Properties Floodsafe



Are you at risk from floods?



New South Wales has a long history of floods. Some of these have been extreme events costing millions of dollars.

The effects of flooding on rural property owners include losses to livestock, crops, fencing, buildings, personal items, farm equipment and machinery. While damage to crops and fences is usually unavoidable, there is the potential to reduce losses particularly to life, livestock and irrigation equipment.

As a rural property owner or manager you may have experienced many floods. It is important to be aware that larger floods than those previously experienced can occur in your area.

Even if your property is not directly affected by flooding, you may be isolated and require assistance such as the supply of essential items and feed for livestock.

While in many cases evacuation will not be necessary, you should consider early evacuation as an option if severe flooding is predicted. Deciding to remain in your home when it is inundated or surrounded by floodwater can be dangerous.

Flooding may last for weeks. Your home may become a refuge for vermin, snakes and spiders. There may be no water, sewerage, power, telephone or other services for several weeks and you may be unable to call for help in an emergency.

What you can do now

8 TIPS YOU CAN DO NOW TO PREPARE FOR FLOODS

1 KNOW YOUR FLOOD RISK



2 KNOW WHERE TO GO




3 KNOW WHO TO CALL



4 KNOW YOUR PLAN



5 GET YOUR KIT TOGETHER



6 PREPARE NOW TO ACT EARLY



7 CHECK YOUR INSURANCE



8 LISTEN TO LOCAL RADIO



How you will be advised of a coming flood



Flood information including flood forecasts, road closures, and advice on evacuations and property protection will be broadcast over local radio stations. The Bureau of Meteorology issues Flood Watches when there is the possibility of flooding and Flood Warnings when flooding is about to happen and when it is flooding.

When flooding is likely (Flood Watch)

A Flood Watch is issued by the Bureau of Meteorology when flooding is likely. Be prepared to act should flooding occur.

- Listen to your local radio station for information, updates and advice
- Lift household items and farm equipment on to benches and tables placing electrical goods on top
- Secure objects that are likely to float and cause damage
- Locate important papers, valuables and mementoes. Put them in your emergency kit and take them with you when you evacuate
- Check sheds and outbuildings and relocate waste containers, chemicals and poisons well above floor level
- Check if your neighbours need help
- Locate and prepare pets for possible evacuation
- Consider early evacuation. It can be life-threatening to stay on a property surrounded by floodwater however, if isolation is likely, have sufficient non-perishable food, essential medications fuel and other necessities to last two weeks. Do not forget pet food and stockfeed
- Move livestock to high ground where they can be provided with feed for the duration of the flood
- Relocate fodder supplies to high ground
- Move farm equipment and relocate pumps to high ground

During a flood (Flood Warning)

A Flood Warning is issued by the Bureau of Meteorology when flooding is about to happen. Flood Warnings provide a predicted flood level and time at which a river may reach that level. Flood Warnings are issued in relation to gauges along rivers.

- Never drive, ride or walk through floodwater – this is the main cause of death during floods as water may be deeper or faster flowing than you think and may contain hidden snags and debris
- Remember the safety of your pets and any other animals. You are responsible for their well-being. The NSW Department of Primary Industries may be able to assist you
- Keep listening to a local radio station for further information, updates and advice
- Keep in contact with your neighbours
- Be prepared to evacuate if advised

If evacuation is required

Take your emergency kit with you. Turn off the electricity and water as you leave and turn off and secure gas bottles. You should leave well before roads to high ground are closed by floodwater.

You can go to friends or relatives who live in flood-free areas, or you can go to an evacuation centre. The Department of Community Services (DoCS) may establish evacuation centres in your area where help will be available including:

- temporary accommodation
- financial help
- personal support
- refreshments and meals
- clothing and personal needs
- help in contacting family and friends.

Where evacuation is necessary and you have livestock, you should notify the NSW Department of Primary Industries with details of:

- a contact person, telephone number and an alternate contact number
- the location, type and number of animals
- your handling facilities – yards, loading ramps, stock crates
- availability of fodder/food
- potential problem animals such as unbroken horses and guard dogs